


U

N

T

T

E



Jesus' Triumphal Entry

Matthew 21; Mark 11; Luke 19; John 12

Jesus' Triumphal Entry

Matthew 21; Mark 11; Luke 19; John 12

Story Point: People welcomed Jesus to Jerusalem as their King.

Big Picture Question: What did Jesus do to save us? Jesus lived a sinless life, died on the cross, and rose from the dead.

Christ Connection: During Jesus' triumphal entry, the people welcomed Him as King. Jesus was the Messiah spoken about by the prophet Zechariah: "Look, your King is coming to you; he is righteous and victorious, humble and riding on a donkey, on a colt, the foal of a donkey." One day, Jesus will return to earth on a white horse as King over everything.

Key Passage: Philippians 2:8



Silly Pictures

INSTRUCTIONS: Find and circle at least seven things that don't belong in the Bible story picture.



Younger Kids Activity Pages
Unit 26 • Session 1
Jesus' Triumphal Entry

BIBLE STORY SUMMARY:

- Jesus traveled to Jerusalem.
- He sent Peter and John to find a donkey for Him to ride into the city as prophecy said.
- People welcomed Jesus to Jerusalem as their King.
- The religious leaders were angry that people praised Him.

KEY PASSAGE: Philippians 2:8

BIG PICTURE QUESTION:

- What did Jesus do to save us? Jesus lived a sinless life, died on the cross, and rose from the dead.

FAMILY DISCUSSION STARTERS:

- How is Jesus our perfect King?
- What does it mean to worship Jesus as King?
- What are ways we can show Jesus is our King?

FAMILY ACTIVITY:

- Play a game like “King of the Hill” with your kids. Talk to them about Jesus’ kingdom and how we can become part of it.
- Organize a mock parade on your street. Invite neighbors to participate. Discuss the ways Jesus’ triumphal entry was like a parade.



DOWNLOAD the
LIFEWAY KIDS APP

Where Jesus Walked

Unscramble the names of places Jesus lived in or visited. Then trace Jesus' journey by drawing lines on the map between the places in order.

1. Jesus was born in **LEEHMTEB**.

--	--	--	--	--	--	--	--	--	--

2. Jesus' parents dedicated Him at the temple in **MEJERLASU**.

--	--	--	--	--	--	--	--	--	--

3. Jesus grew up in **ZAARENHT**.

--	--	--	--	--	--	--	--	--	--

4. Jesus called disciples by the **ASE FO LEELIAG**.

5. Jesus raised Lazarus from the dead in **TBEYANH**.

--	--	--	--	--	--	--	--




Hosanna!

Number the events in the order they happened. Read Matthew 21:1-17 if you need help.



Journal Page



- What does this story teach me about God or the gospel?
- What does this story teach me about myself?
- Are there any commands in this story to obey? How are they for God's glory and my good?
- Are there any promises in this story to remember? How do they help me trust and love God?
- How does this story help me to live on mission better?

FAMILY DISCUSSION STARTERS

- What was unusual about Jesus' arrival at Jerusalem?
- What did the people expect Jesus to do for them?
- Why does Jesus deserve our praise?

Jesus' Triumphal Entry

Matthew 21; Mark 11; Luke 19; John 12

STORY POINT: PEOPLE WELCOMED JESUS TO JERUSALEM AS THEIR KING.

Jesus and His disciples traveled to Jerusalem. Jesus sent two of His disciples ahead into a village. "As soon as you enter the village," Jesus told them, "you will find a young donkey tied there. No one has ever sat on it. Untie it and bring it here. If anyone says to you 'Why are you doing this?' say, 'The Lord needs it.'"

The disciples did as Jesus asked. They brought the donkey to Jesus, threw their robes onto the donkey, and helped Jesus get onto it. People spread their robes along the road for Jesus, and others spread palm branches cut from the fields.


The whole crowd praised God. "Hosanna!" they said. "Blessed is He who comes in the name of the Lord! Hosanna in the highest heaven!"

Some religious leaders asked Jesus to tell His disciples to be quiet. Jesus answered, "If they did not praise Me, the rocks would praise Me!"

While Jesus was in the temple complex, people who were blind and people who were lame came to Him. Jesus healed them.

Jesus went to the town of Bethany to spend the night.

Christ Connection: During Jesus' triumphal entry, the people welcomed Him as King. Jesus was the Messiah spoken about by the prophet Zechariah: "Look, your King is coming to you; he is righteous and victorious, humble and riding on a donkey, on a colt, the foal of a donkey" (Zechariah 9:9). One day, Jesus will return to earth on a white horse as King over everything.



LAUNCH

The word "LAUNCH" is written in a bold, sans-serif font. The letters "LAUN" are in a dark red color, while "CH" is in black. A thick, black, curved underline is positioned beneath the text. To the left of the underline, a trail of dots in shades of orange and yellow extends from the left edge towards the right, following the curve of the underline.

JOSEPH

daily devos

MEMORY VERSE

Colossians 3:23-24 — Whatever you do, work at it with all your heart, as working for the Lord, not for human masters, since you know that you will receive an inheritance from the Lord as a reward. It is the Lord Christ you are serving.

MONDAY

 Genesis 44:1-5

What was the steward to put in all of the sacks? _____

What did Joseph tell his steward to do to the youngest brother's sack? _____

When did the brother's leave? _____

What did Joseph accuse his brother of repaying good with? _____

Name: _____

TUESDAY

 Genesis 44:6-13


What had they brought back that demonstrated their honesty? _____

What did the brothers tell the steward they would do if it was found? _____

What did the steward say about this plan? _____

Where was the cup found? _____

What did the brothers do in response? _____



WEDNESDAY

Genesis 44:14-17

Where was Joseph when they returned? _____

What did the brothers do when they saw him? _____

Did Judah try to remove their blame? _____

What did Judah say they would all be now? _____

What did Joseph decide to do as punishment? _____



THURSDAY

Genesis 44:18-29

Recall from the previous lesson that Judah promised his father that he would protect Benjamin.

How might this promise have encouraged him to speak up? _____

What did they say had happened to one of the two sons born to their father? _____

What would be brought upon their father if Benjamin is harmed? _____

Joseph—Lesson 8

FRIDAY

Genesis 44:30-34

What would happen if Benjamin was not brought back? _____

How does Judah refer to himself in verse 32? _____

What does this demonstrate? _____

Who will bear the blame? _____

What did Judah bargain for the boy's freedom? _____

NAME: _____

GENESIS 43

1. We must APPEAL to those in authority.
2. Do not determine your actions based on fear — TRUST God.
3. We ASSUME others will do what we have done.
4. It is good to set things RIGHT.
5. God takes CARE of His children.

Joseph—Lesson 8




NAME: _____

GENESIS 43

1. We must _____ to those in authority.
2. Do not determine your actions based on fear — _____ God.
3. We _____ others will do what we have done.
4. It is good to set things _____.
5. God takes _____ of His children.

Joseph—Lesson 8



Fear/Trust

SMALL GROUPS:

Make sure to:

- **Sign in kids as they arrive**
- **Check off on sign-in sheet if they have completed their devo, if they can recite this unit's memory verse, and if they brought their Bible**
- **Colossians 3:23-24: "Whatever you do, work at it with all your heart, as working for the Lord, not for human masters, since you know that you will receive an inheritance from the Lord as a reward. It is the Lord Christ you are serving."**

Activity 1: Story Discussion/Application Activity

What to do: Review Genesis 43.

1) Why was Jacob hesitant to send Benjamin to Egypt with them? (*He was afraid that he would lose Benjamin just like had had lost Joseph and now Simeon.*) How long did he wait before allowing Benjamin to leave? (*Until they had eaten everything they had, and the choice was let him go or starve.*) What did his fear cause Jacob to do? (*He was stuck, he didn't do anything to resolve his problem because he was too afraid.*)

2) Fear doesn't necessarily have to be fear of something scary. It can be simply fear of what might happen or fear of what other will think or do in response. When are you afraid? How does fear affect your actions? Are you ever afraid of doing what you need to do or what is right to do? Can you think of any instances where this is true? Why were you afraid?

3) Read Romans 8:15. What does the Spirit not bring? (*Fear*) What does the Spirit bring? (*Adoption as sons of God.*) How are fear and adoption as God's child opposites? (*If you are God's child, you do not need to be afraid. God who is the Father knows everything and is in control of everything. God the Father cares for and loves His children. You do not need to fear the world for you are living for a God who is bigger than anything that others can do.*)

4) Think of the situations that you are fearful in? How can knowing that you are God's child change your response in those situations? What are some things that you know are right to do that might be kind of scary to do? (*Saying no to something, standing up for a friend, sharing what you believe....*) When God gives you the Holy Spirit to reside in you, the Spirit gives you the strength and power to stand up in situations where you would normally be fearful. What are some things you could do to prepare for potentially scary situations? (*Pray before hand, ask others to pray, read a Bible verse that gives you the courage to do the right thing...*)

Activity 2: Application activity

What to do: Ask for two volunteers. Blindfold the two volunteers and have them link their hands over their heads like a "London Bridge" pose. They should stand as far apart as they can while holding hands. The rest of the kids should line up as if they were going to pass through the blindfolded students. The kids' goal is to go through the blindfolded people without getting caught. Blindfolded volunteers should try to catch the students as they walk through by dropping their arms down and catching them.

You can switch up who are the blindfolded volunteers and repeat the process if time allows.

Bring it home: In this activity, your goal was to make it through without getting caught. This might have been kind of nerve-racking to a lot of you. You had to be moving fast and quietly. If you moved too slow, you were caught. Some of you may have even taken a second to compose yourselves before going through. That's how fear works. It can slow you down and make you hesitate.

Fear can be paralyzing. If you let it, it can stop you from doing things. It can make you wait too long before attempting things. It can even make you give up in the middle of doing something. God calls us to live a life free of fear because He has given us a Spirit that empowers us to live without being afraid. What are some fears that hinder you that you need to give up to God? How can you work together as a group to encourage each other and hold each other accountable to not fall into fear?

Activity 3: Prayer / Closing

What to do: Spend time sharing prayer requests together. Ask for students to pray for the person to the right.

If you still have time after completing the activities, work on the following:

- memorizing the memory verse
- working on Day 1 of the take-home devotion
- review the books of the Bible
- retelling today's Bible story